


# ERC 25-04/CC TYPE

Protection rate: IP00  
 Insulation class: B (130°C)  
 Cycle duration: 3 minutos  
 Standard stroke "s": 4 mm  
 Temperature rise " $\Delta V_{31}$ ": 70°C  
 Work: pull/push  
 Incorporated return spring: NO (optional)



Product with spring:



Reference:  
 ERC25-04/CCRS--V ED--%

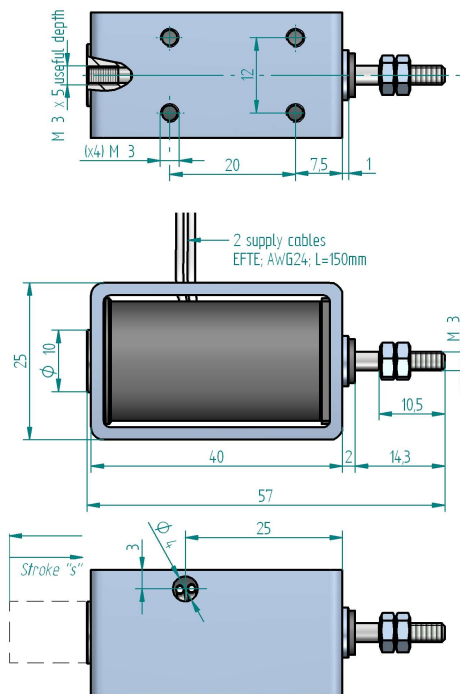
Duty-cycle ED(%)	100	40	25	15	5
Abs power at 20°C (W)	2.6	6.4	10.2	16.9	50.8
Minimum force (N)	4.3	8.2	10.6	14	23
Max. time under voltage (s)	$\infty$	72	45	27	9
Plunger weight (g)	20				
Solenoid weight (g)	110				

- 1) Voltage under demand: They can be manufactured at any voltage between the maximum and minimum voltage values shown in the chart.
- 2) To feed in alternating current the solenoid will have a rectifier incorporated in the coil.
- 3) The duty cycles described in the chart are standard, they can be manufactured in any intermediate cycle.
- 4) If any variation from the original is needed, please ask us.
- 5) Earthing is recommended if the metallic parts are accessible.

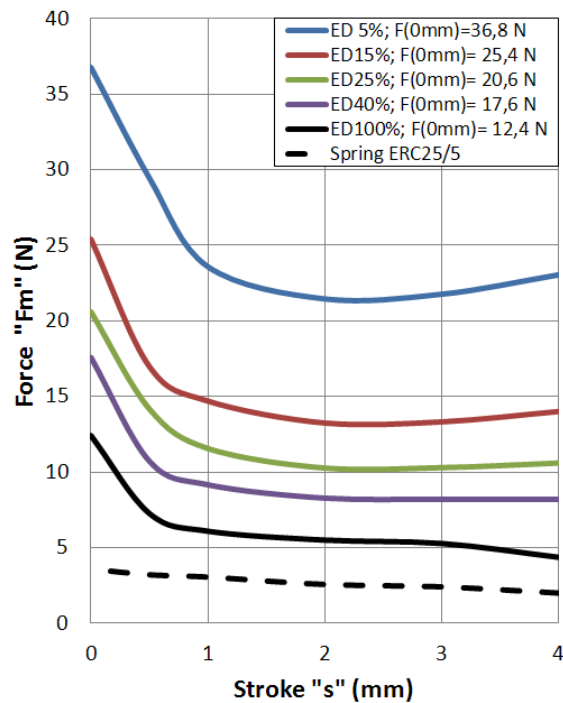
Duty-cycle ED(%)	Standard voltages								Under demand voltage				
	VDC							VAC		VDC		VAC	
	6	12	24	48	100	125	205	110	230	Min	Max	Min	Max
100%	o	o	o	o	o	o	o	o	o	3	200	24	230
40%	o	o	o	o	o	o	o	o	o	3	230	50	230
25%	o	o	o	o	o	o	o	o	o	3	230	75	230
15%	o	o	o	o	o	o	o	o	o	3	230	125	230
5%	x	o	o	o	o	o	o	o	o	9	230	x	x

Layout: o = Available ; x = Unavailable

## Electroimán representado bajo tensión



## Force-stroke curve



Calculation of the effective force: read pages 1 and 31

Ordering code: ERC 25-04/CC --V ED--%

Example: Standard voltage:24Vdc; Duty-cycle: ED100%; ERC25-04/CC 24Vdc ED100%  
 Standard voltage:24Vdc; Duty-cycle: ED100%; With spring; ERC25-04/CCRS 24Vdc ED100%

For fixation of the solenoid: see page 31

Spring yes: RS; Spring no: RN