



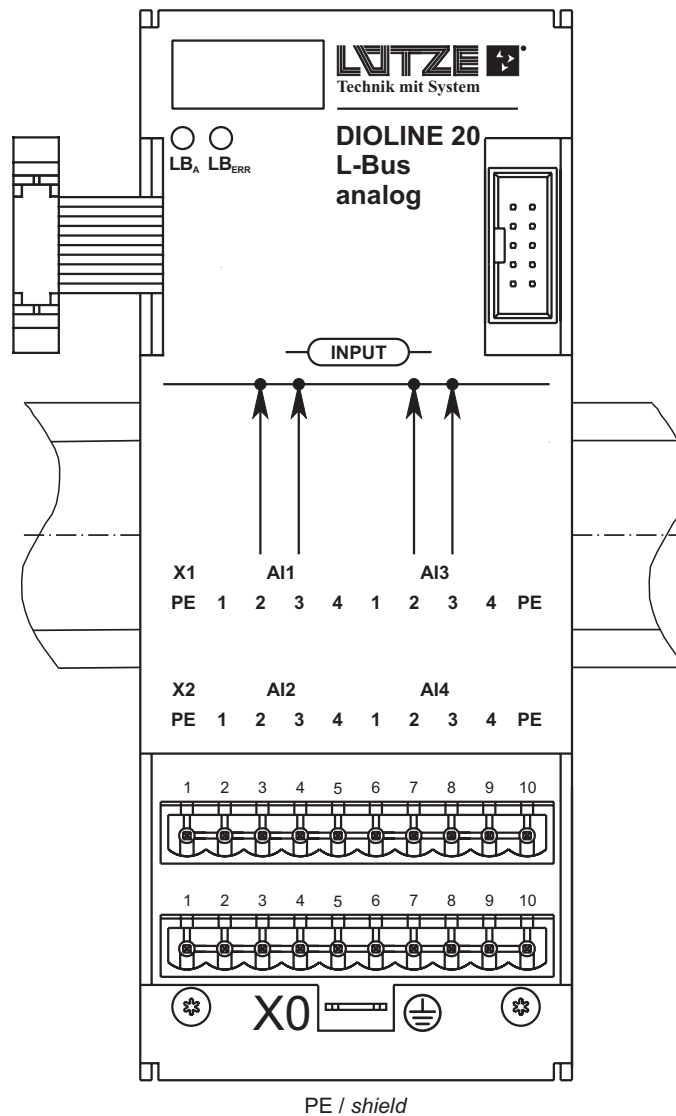
# Beipackzettel / Instructions

**746 403 DL-LB-AI-4-U-12**  
Lütze-Bus, modular station,  
analog inputs 4 x DC 0 ... 10 V

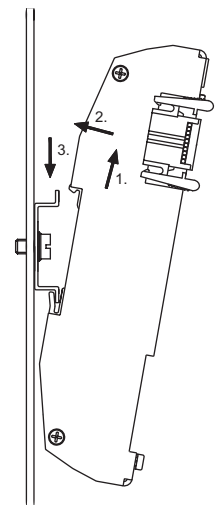
**DIOLINE**

### Diagnose-LEDs diagnostic-LEDs

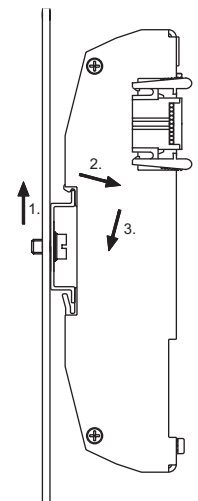
-  Lütze-Bus aktiv, grün  
Lutze-bus active, green
- LB<sub>A</sub>**
-  Lütze-Busfehler, rot  
Lutze-bus error, red
- LB<sub>ERR</sub>**



### Montage mounting



### Demontage dismantling



X1	
Pin	Description
1	PE
2	nc
3	analog Input 1+
4	analog Input 1-
5	nc
6	nc
7	analog Input 3+
8	analog Input 3-
9	nc
10	PE

X2	
Pin	Description
1	PE
2	nc
3	analog Input 2+
4	analog Input 2-
5	nc
6	nc
7	analog Input 4+
8	analog Input 4-
9	nc
10	PE

Weitere technische Dokumentation <http://www.luetze.de>  
For additional documentation <http://www.luetze.de>